



ಬೃಹತ್ ಬೆಂಗಳೂರು ಮಹಾನಗರ ಪಾಲಿಕೆ  
Bruhat Bengaluru Mahanagara Palike



# BBMP COVID-19 WAR ROOM 19.01.2023

BBMP / COVID-19 WAR ROOM / BULLETIN – 1032/ 19.01.2023 / #BBMPfightsCOVID19



# OVERVIEW OF COVID-19 IN BENGALURU

**CASE TRENDS** ACTIVE CASES **93**

<u>Confirmed Cases</u>	<u>Recovered Cases</u>	<u>Death Cases</u>
<b>31</b>	<b>18</b>	<b>0</b>
18,77,241 <sup>#</sup>	18,60,157 <sup>#</sup>	16,991 <sup>#</sup>

**HOSPITALIZATION** **6**

<u>ICU – V</u>	<u>ICU</u>	<u>HDU</u>	<u>General</u>
-	2	-	4

INCLUDES GOVT. QUOTA AND PRIVATE WALK-IN HOSPITALIZATION

**VACCINATION** **6,915** 2,05,76,495<sup>#</sup>

<u>First Dose</u>	<u>Second Dose</u>	<u>Precaution Dose</u>
<b>245</b>	<b>900</b>	<b>5,770</b>
96,84,918 <sup>#</sup>	94,96,888 <sup>#</sup>	13,94,689 <sup>#</sup>

**TRIAGING**

MTU

**4**

**ACTIVE CZs**

**0**

MCZs (< 5 cases)

**0**

**TESTING** **4,413** 3,21,20,522<sup>#</sup>

<u>RAT</u>	<u>RTPCR</u>
<b>1,104</b>	<b>3,309</b>

Positivity :0.49%  
\*FOR LAST 7 DAYS

Tele Triage

**24**

Clusters (> 5 cases)

**0**

# : indicates cumulative numbers till date



# ABSTRACT OF COVID-19 SCENARIO IN BENGALURU

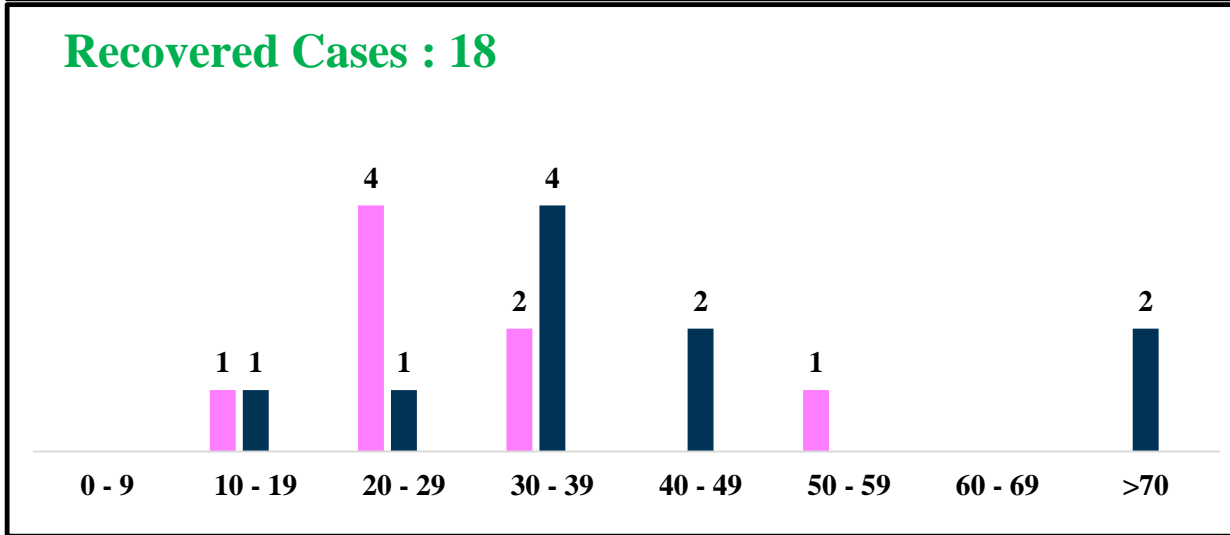
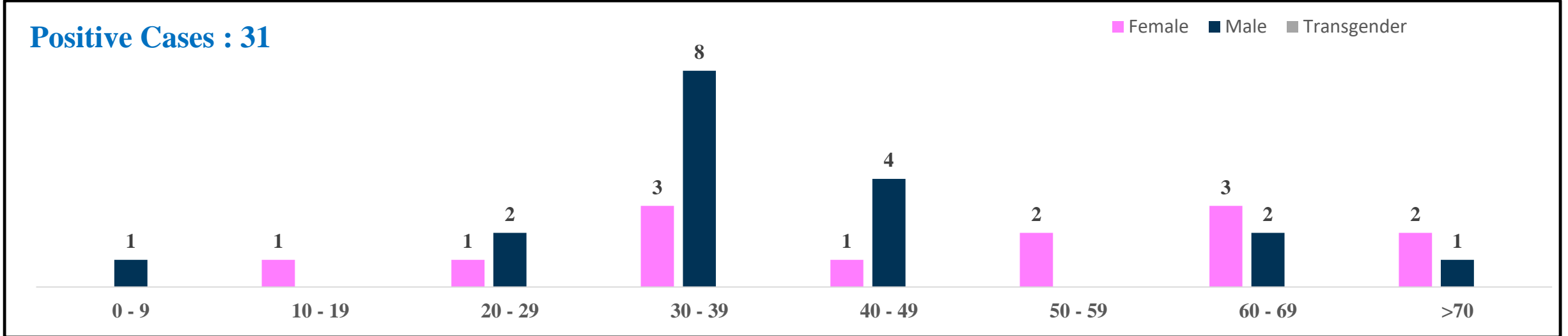


	MALE			FEMALE			TRANSGENDER			TOTAL		
	Last 24 Hours	Last 7 Days	Cumulative	Last 24 Hours	Last 7 Days	Cumulative	Last 24 Hours	Last 7 Days	Cumulative	Last 24 Hours	Last 7 Days	Cumulative
<b>Positive Cases</b>	18	71	11,06,905	13	63	7,70,140	0	0	196	31	134	18,77,241
<b>Recovered Cases</b>	10	103	10,94,528	8	86	7,64,499	0	0	187	18	189	18,60,157
<b>Death Cases</b>	0	0	10,761	0	0	6,226	0	0	4	0	0	16,991
<b>Total Tests Done</b>	<b>In Last 24 hrs. : 4,413</b>			<b>In last 7 days : 27,354</b>			<b>Cumulative : 3,21,20,522</b>					
<b>Vaccine Doses Administered</b>	<b>In Last 24 hrs. : 6,915</b>			<b>In last 7 days : 23,861</b>			<b>Cumulative : 2,05,76,495</b>					
<b>ACTIVE CASES</b>									<b>93</b>			

\*Covid deaths occurred today : 00 | Covid deaths occurred beyond last 24hrs., reported today : 00



# LAST 24 HOURS AGE GROUP AND GENDER WISE DISTRIBUTION

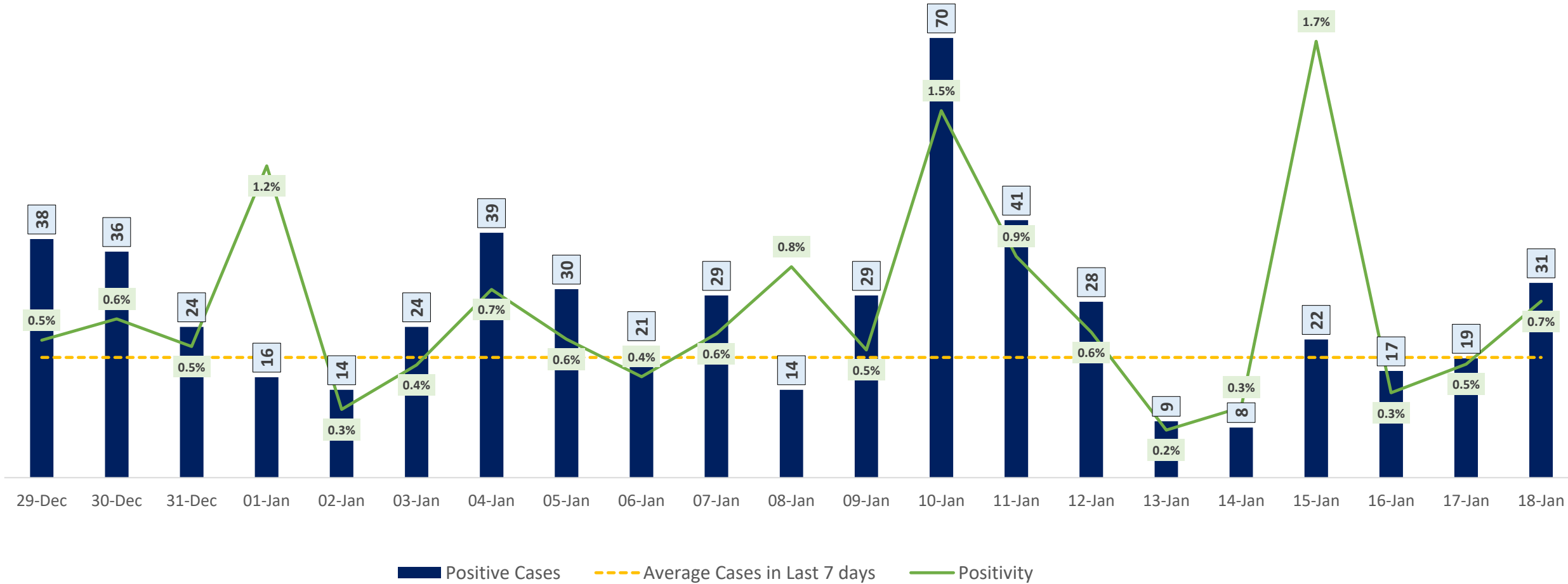




# POSITIVITY RATE OF BENGALURU – LAST 21 DAYS



Average Cases in Last 7 days : 19

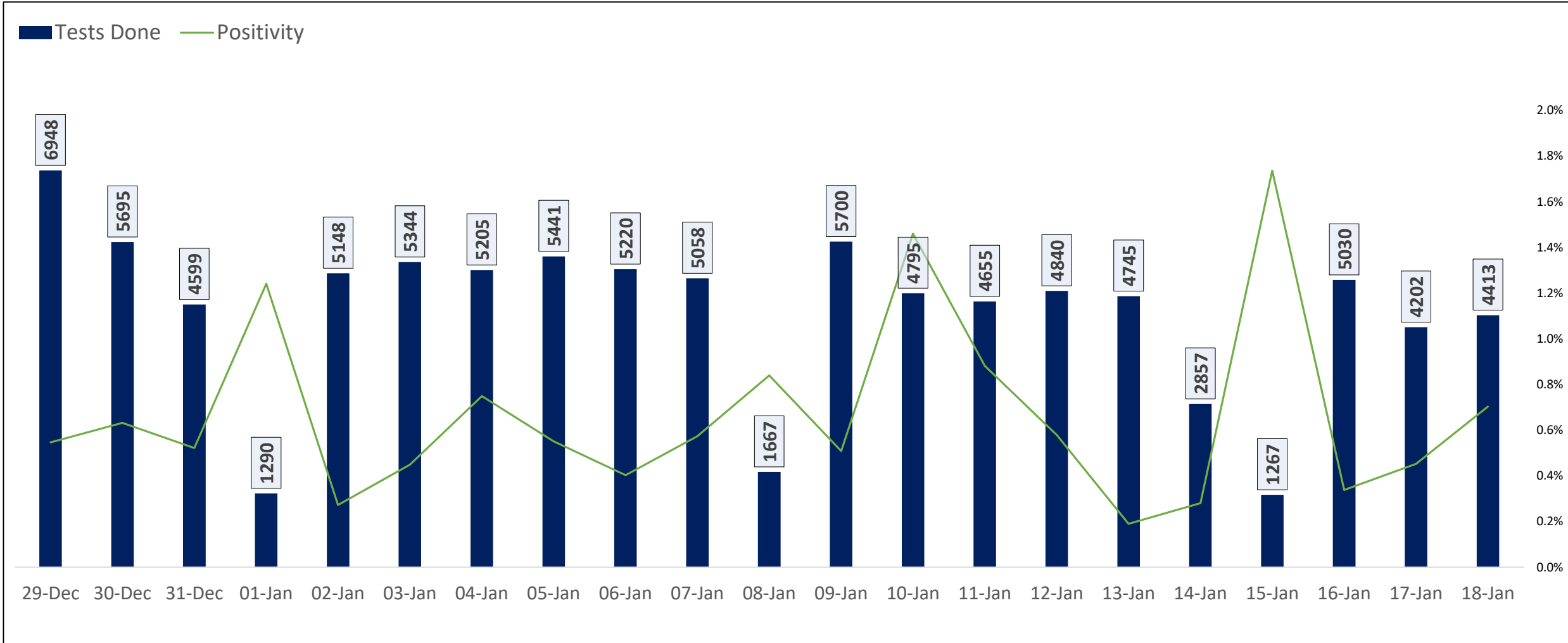




# TESTING TRENDS IN BENGALURU

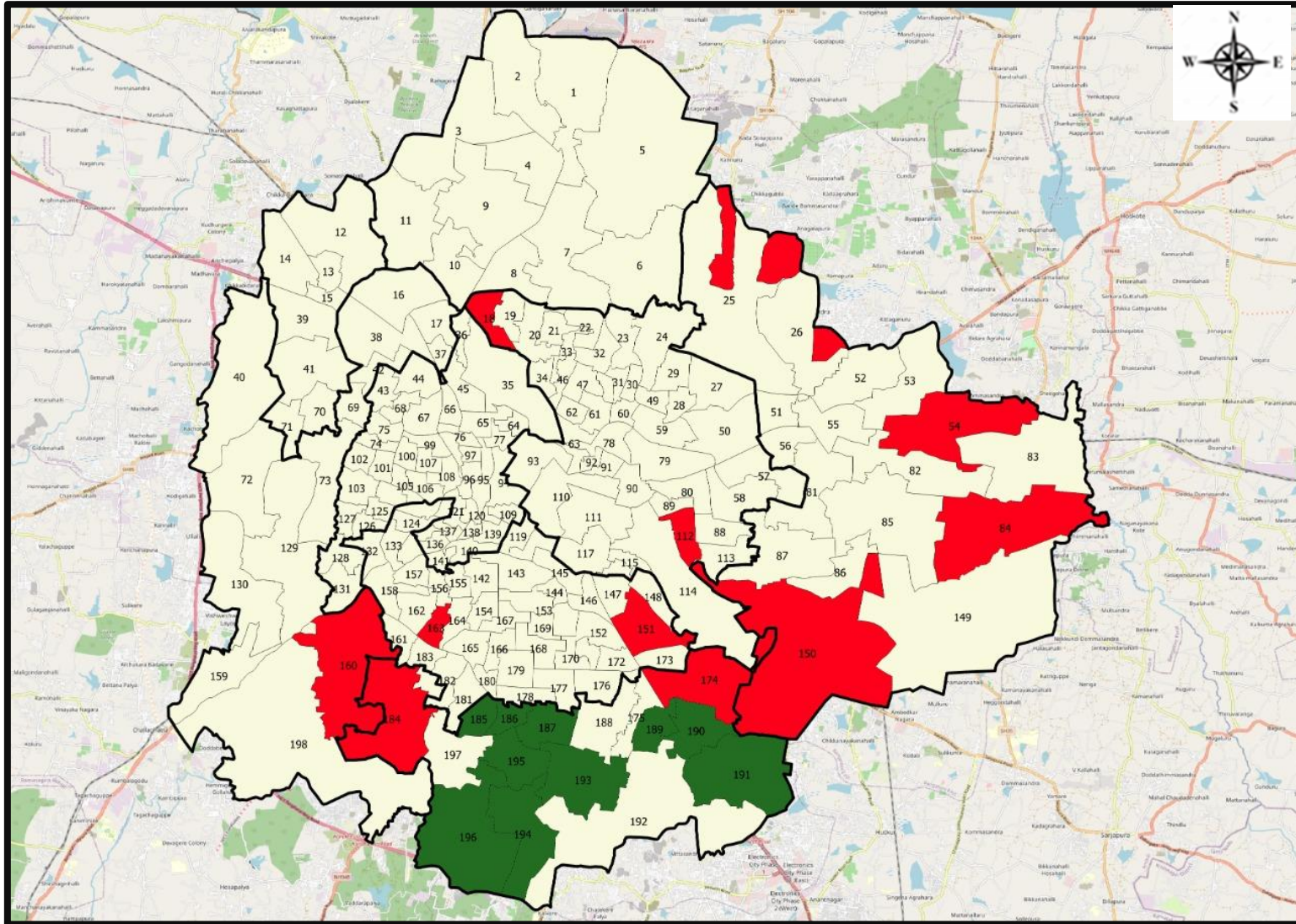


Total Test Conducted Till Date	Test Conducted Last 24 hours	Last 7 Days Average
3,21,20,522	4,413	3,908





# BENGALURU URBAN MAP SHOWING TREND OF POSITIVE CASES IN LAST 7 DAYS



### Top 10 wards reporting highest number of positive cases in last 10 days

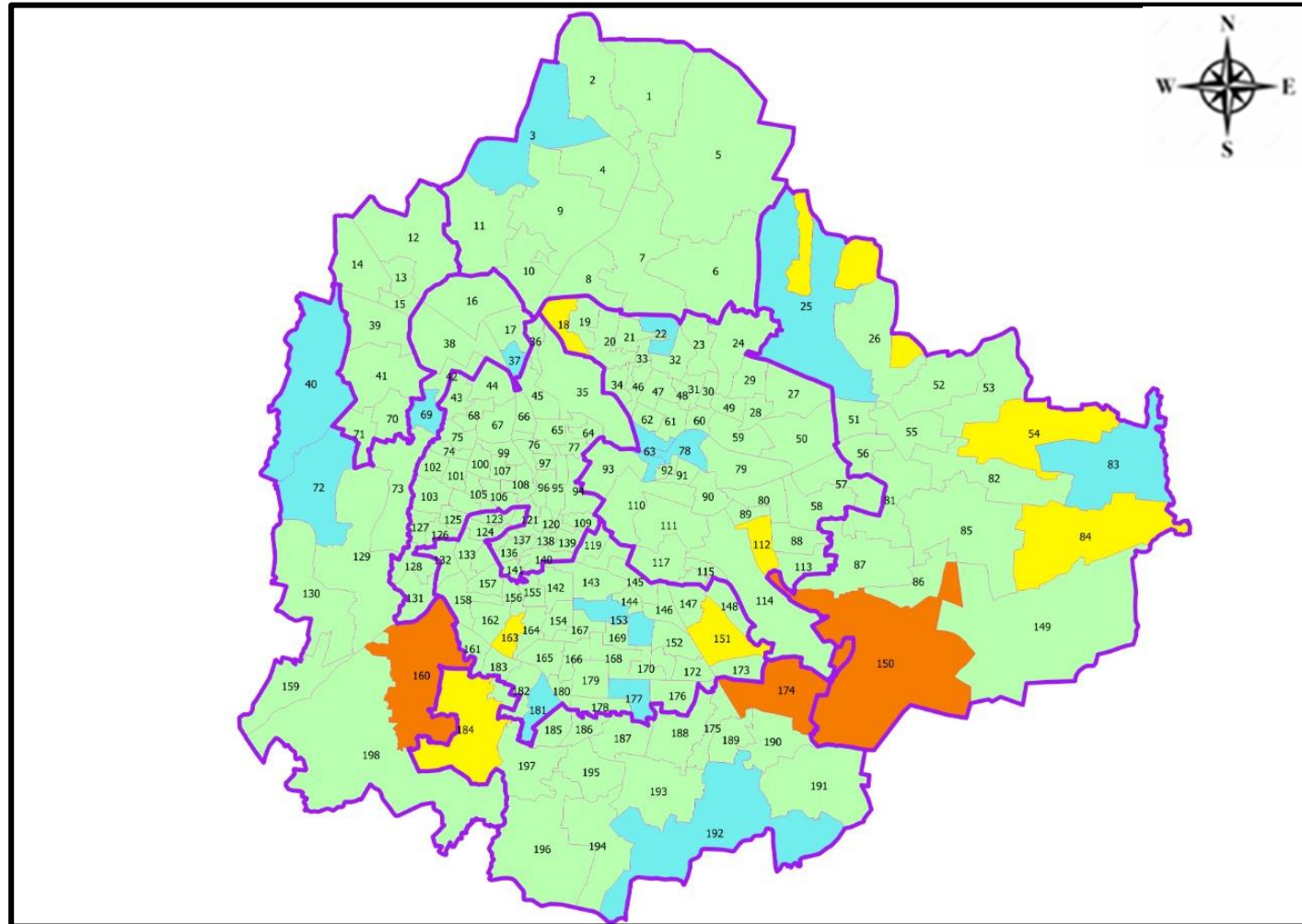
Ward No.	Ward Name	Daily Cases Average
150	Bellanduru	2
160	Rajarajeshwari Nagar	1
174	HSR Layout	1
18	Radhakrishna Temple	1
54	Hudi	1
84	Hagadur	1
112	Domlur	1
151	Koramangala	1
163	Katriguppe	1
184	Uttarahalli	1







### Top 10 wards reporting least number of positive cases in last 7 days

Ward No.	Ward Name	Daily Cases Average
196	Anjanapura	0
195	Konanakunte	0
194	Gottigere	0
193	Arakere	0
191	Singasandra	0
190	Mangammanapalya	0
189	Hongasandra	0
187	Puttenahalli	0
186	Jaraganahalli	0
185	Yelchenahalli	0



# BENGALURU MAP SHOWING INTENSITY OF POSITIVE CASES IN LAST 7 DAYS



-  Level 1 : 0 to 1 Cases
-  Level 2 : 1 to 3 Cases
-  Level 3 : 3 to 5 Cases
-  Level 4 : 5 to 10 Cases
-  Level 5 : More than 10 Cases
-  Zone Boundaries

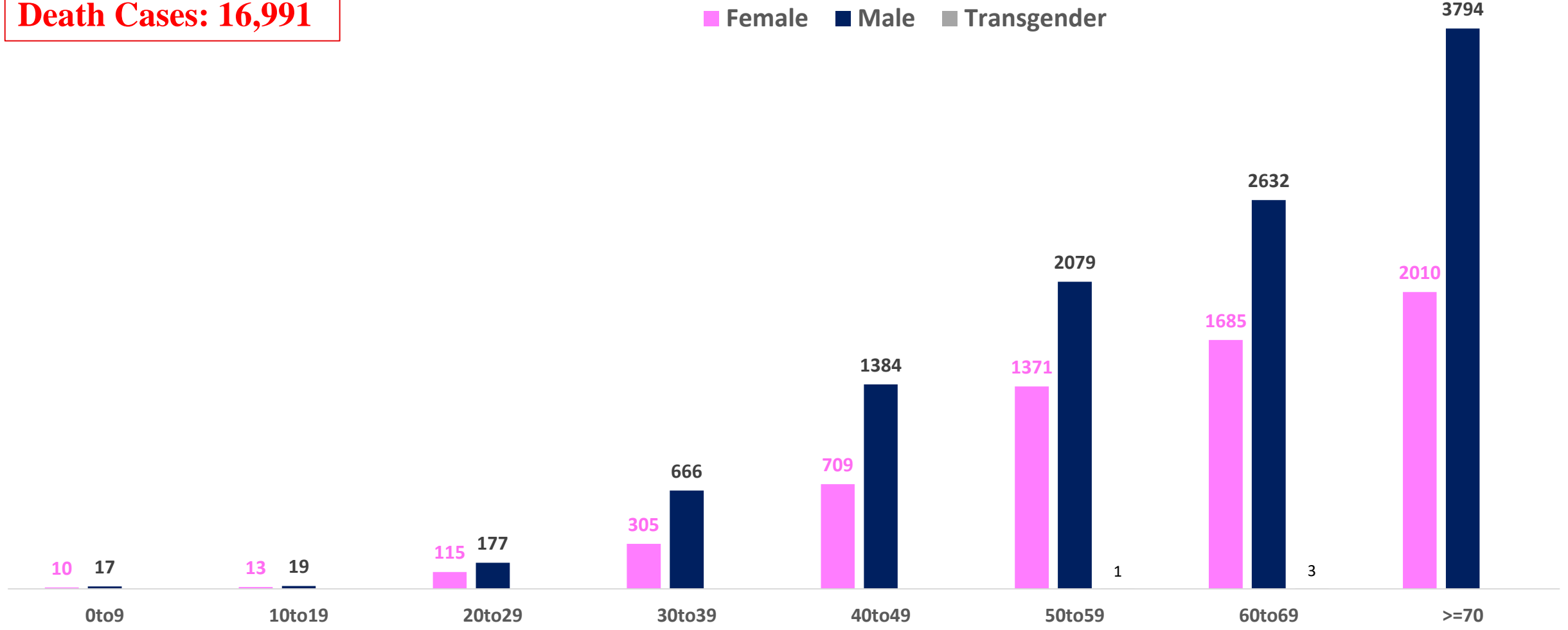




# AGE AND GENDER WISE DISTRIBUTION OF DEATH CASES



**Death Cases: 16,991**





# COVID-19 SCENARIO IN BENGALURU AND OTHER METROPOLITAN CITIES



CITY NAME	Positive Cases	Active Cases	Recovered	Deceased	Vaccine Doses Administered
New Delhi	20,07,298	19	19,80,757	26,522	3,73,17,328
Bengaluru*	18,77,241	93	18,60,157	16,991	2,37,78,980
Mumbai	11,54,255	43	11,34,466	19,746	2,21,34,555
Chennai	7,93,222	13	7,84,138	9,071	1,13,96,462

Source : <https://dashboard.cowin.gov.in/> at 5:00pm (19.01.2023)  
Source : <https://www.covid19bharat.org/> at 5:00pm (19.01.2023)

\*includes BBMP & Bengaluru Urban



# SNAPSHOT OF COVID-19 CASES IN BENGALURU URBAN



**Total Wards With  
0 Cases\* :  
135**

**Tests Conducted  
on 18.01.2023:  
4,413**

**Recovery  
Rate\*:  
99.09%**

**Total  
Active Cases :  
93**

**Total Vaccinated  
on 18.01.2023:  
6,915**

**Positivity  
Rate\* :  
0.49%**

**Active  
Rate\*:  
0.00%**

**Case  
Fatality Rate\* :  
0.00%**





\*Total positive cases In the past 7 days

\*CFR and positivity is for Past 7 days



ಬೃಹತ್ ಬೆಂಗಳೂರು ಮಹಾನಗರ ಪಾಲಿಕೆ  
Bruhat Bengaluru Mahanagara Palike



<b>Download BBMP Bulletin</b>	<a href="https://apps.bbmpgov.in/covid19/mediabulletin.php">https://apps.bbmpgov.in/covid19/mediabulletin.php</a>
<b>To register for vaccination :</b>	<a href="https://selfregistration.cowin.gov.in/">https://selfregistration.cowin.gov.in/</a>
<b>BBMP COVID19 Dashboard:</b>	<a href="https://apps.bbmpgov.in/covid19/">https://apps.bbmpgov.in/covid19/</a>
<b>Follow us on:</b>	 <a href="http://www.facebook.com/bbmp.comm1/">www.facebook.com/bbmp.comm1/</a>
	 <a href="https://twitter.com/BBMPCOMM">twitter.com/BBMPCOMM</a>
	  <a href="https://www.instagram.com/BBMPSplHealth">BBMPSplHealth</a>

Issued by:

Honorable Chief Commissioner, BBMP  
Special Commissioner Health, BBMP  
MD, Bengaluru Smart City Limited

**THANK YOU !**

ಬೃಹತ್ ಬೆಂಗಳೂರು ಮಹಾನಗರ ಪಾಲಿಕೆ  
Bruhat Bengaluru Mahanagara Palike

**ನಾಯಿ ಕಚ್ಚಿದಾಗ ತಕ್ಷಣ ಅನುಸರಿಸಬೇಕಾದ  
ಪ್ರಥಮ ಚಿಕಿತ್ಸೆ ವಿಧಾನಗಳು**

 ನಾಯಿ ಕಚ್ಚಿದ ಗಾಯವನ್ನು ಹರಿಯುವ ನೀರಿನಿಂದ ಸಾಬೂನನ್ನು  
ಉಪಯೋಗಿಸಿ 15 ನಿಮಿಷಗಳು ತೊಳೆಯಿರಿ

 ಕಚ್ಚಿದ ಗಾಯಕ್ಕೆ Dettol ಅಥವಾ  
ಇನ್ನಿತರೆ anti-septic ದ್ರವವನ್ನು ಹಚ್ಚಿ

 ಆಂಟಿ ರೇಬೀಸ್ ಲಸಿಕೆಗಾಗಿ ಹಾಗೂ ಸೂಕ್ತ ಚಿಕಿತ್ಸೆ ಗಾಗಿ ಹತ್ತಿರದ  
ವೈದ್ಯರನ್ನು ಅಥವಾ ಬಿಬಿಎಂಪಿ ಅಸ್ಪತ್ರೆಯನ್ನು ಸಂಪರ್ಕಿಸಿ



  @BBMPSplHealth **BBMP RABIES HELPLINE: 6364893322**

